

 **SUZUKI**
MARINE
WORLD'S BEST 4-STROKE

DF40A-DF90A

MID-RANGE MARINE ENGINES 

 **SUZUKI**
MARINE
WORLD'S BEST 4-STROKE

Suzuki A series engines are designed from the ground up to deliver exciting performance and outstanding fuel efficiency. The DF70A, DF80A and DF90A are leading the 4-stroke revolution.


SUZUKI
MARINE
FINANCE



the **revolution**
is here **again!**

DF70A / DF80A / DF90A

LEAN BURN 



5
YEAR
WARRANTY

largest
capacity 70hp
in its class!

After Starting the 4-Stroke Revolution Suzuki has Reinvented this Category

- **Offset Driveshaft:** Suzuki pioneered the use of the offset driveshaft with the original DF90 in 2002 and continues to deliver improved performance, balance and a better ride
- **Superior Fuel Saving:** Patented LEAN BURN technology provides improvements in fuel economy – 32 bit computer for precise control and engine management
- **Advanced Performance:** These mid-range 'A' Series engines come packed with advanced features and utilise a double overhead cam (DOHC).



DF70A

LEAN BURN

Multi-Point Sequential
Electronic Fuel Injection
Lean Burn Control System
Maximum Output: 51.5 kW
Cylinders: In-line 4
Displacement: 1502 cm³

DF80A

LEAN BURN

Multi-Point Sequential
Electronic Fuel Injection
Lean Burn Control System
Maximum Output: 58.8 kW
Cylinders: In-line 4
Displacement: 1502 cm³



DF90A

LEAN BURN

Multi-Point Sequential
Electronic Fuel Injection
Lean Burn Control System
Maximum Output: 66.2 kW
Cylinders: In-line 4
Displacement: 1502 cm³

suzuki's oil bathed
timing chains
lifetime durability are a marked improvement
over timing belts
used by others!

 **SUZUKI**
MARINE
WORLD'S BEST 4-STROKE

DF40A, DF50A and DF60A engines use a compact double overhead cam. Suzuki's Lean Burn Control System delivers superior power and performance along with class leading fuel economy.


SUZUKI
MARINE
FINANCE

compact design
packs a **punch!**

DF40A / DF50A / DF60A



LEAN BURN 

Introducing Suzuki's Big Performing High-Tech, Lightweight Outboards

- **DOHC 12-Valve Engine:** Suzuki engineers have designed 3 all-new in-line three-cylinder engines with a compact double overhead camshaft (DOHC) powerhead and four valves per cylinder
- **Lean Burn Control System:** Predicts fuel needs according to operating conditions allowing for a more efficient fuel mixture
- **Fuel Saving Efficiency:** Suzuki's Multi-Point Sequential Fuel Injection delivers maximum fuel efficiency
- **High Energy Rotation Model (DF60AV):** Lowest gear ratio in it's class equals 58% more thrust than standard model. Lightest weight high thrust 60hp available.



DF40A

LEAN BURN

Multi-Point Sequential Electronic Fuel Injection
Lean Burn Control System
Maximum Output: 29.4 kW
Cylinders: In-line 3
Displacement: 941 cm³



DF50A

LEAN BURN

Multi-Point Sequential Electronic Fuel Injection
Lean Burn Control System
Maximum Output: 36.8 kW
Cylinders: In-line 3
Displacement: 941 cm³



DF60A

LEAN BURN

Multi-Point Sequential Electronic Fuel Injection
Lean Burn Control System
Maximum Output: 44.1 kW
Cylinders: In-line 3
Displacement: 941 cm³

DF60AV

LEAN BURN

HIGH ENERGY ROTATION

Multi-Point Sequential Electronic Fuel Injection
Lean Burn Control System
Maximum Output: 44.1 kW
Cylinders: In-line 3
Displacement: 941 cm³




5
YEAR
WARRANTY



suzuki's multi-function
tiller handle
is an option available
on models **DF40A - DF115A**

these engines use
an oil bathed
timing chain
for reduced noise and
improved durability!

Suzuki technology is right behind you



Power & Engine Efficiency

Hydrodynamic Gear Case

The sleek, Hydrodynamic Gear Case of the DF70A, DF80A and DF90A is designed to reduce drag. The streamlined form contributes to faster acceleration, increased speed and better fuel economy.

Multi-Point Sequential Electronic Fuel Injection

We pioneered Multi-Point Sequential Electronic Fuel Injection in four stroke outboards with the original and award-winning DF60 and DF70. Now featured on all of these mid-range A Series engines, the system utilises an ECM (Engine Control Module) that monitors data in real time, from a comprehensive network of strategically placed sensors. Using this data the ECM instantly calculates the optimum amount of fuel to be injected at high pressure into the cylinders

by the Multi-Point Sequential Electronic Fuel Injection system. The system delivers lower fuel consumption, reduced exhaust emissions, easier starts, crisper acceleration, and smoother performance.

Offset Driveshaft

We pioneered the use of the Offset Driveshaft with the original DF90. Effective at reducing the engine's size it also moves the outboard's center of gravity forward for more even weight distribution, from the new generation DF70A upwards, it also provides an increase in power, performance, balance and vibration reduction.

Long Track Intake Manifold

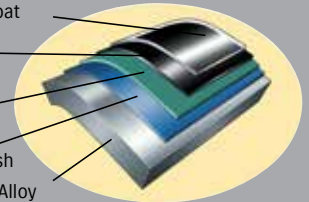
Featured on all A Series engines from the new generation DF40A upwards, our Long Track Intake Manifold utilises long intake pipes that are specially tuned to deliver smooth and efficient airflow to the engine. This maximises performance for greater power output from the engine.

Quality

Suzuki Anti-Corrosion Finish

Whether it's the sea, lakes or rivers, water is a tough environment. We use our own innovative Anti-Corrosion Finish to guard your Suzuki outboard against the possible effects of corrosion. It's applied directly to the aluminium to provide maximum bonding of the finish to the alloy surface. An epoxy primer undercoat is followed by the black metallic paint and topped off with a clear acrylic resin finish, which together forms a powerful treatment against corrosion.

Acrylic Resin Clear Topcoat
Acrylic Resin Black Metallic Basecoat
Epoxy Primer Undercoat
Suzuki Anti-Corrosion Finish
Suzuki Aluminium Alloy



Standards

Cleaner, more efficient operation

Suzuki's advanced four stroke technologies deliver cleaner, more efficient operation that conforms to the Recreational Craft Directive (RCD) Standards and has received a three-star rating from the California Air Resources Board (CARB).



LEAN BURN

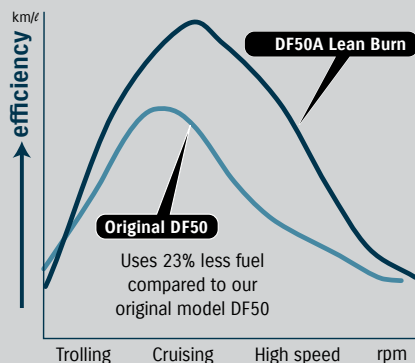
Fuel Efficiency

Fuel-efficient Outboards

Fuel efficiency is important to boaters, which is why we've created our own Lean Burn Control Technology to maximize the engine efficiency. First introduced on the DF70A, DF80A and DF90A, it's now available across the range of A Series engines.

Our Lean Burn Control Technology delivers a leaner mixture of fuel to the engine by predicting fuel needs according to operating conditions. This system is optimized to deliver its benefits over a wide operating range, providing greater fuel savings from low speeds up into the cruising range.

Comparison of fuel consumption per 1 litre of fuel (DF50 vs. Original DF50)

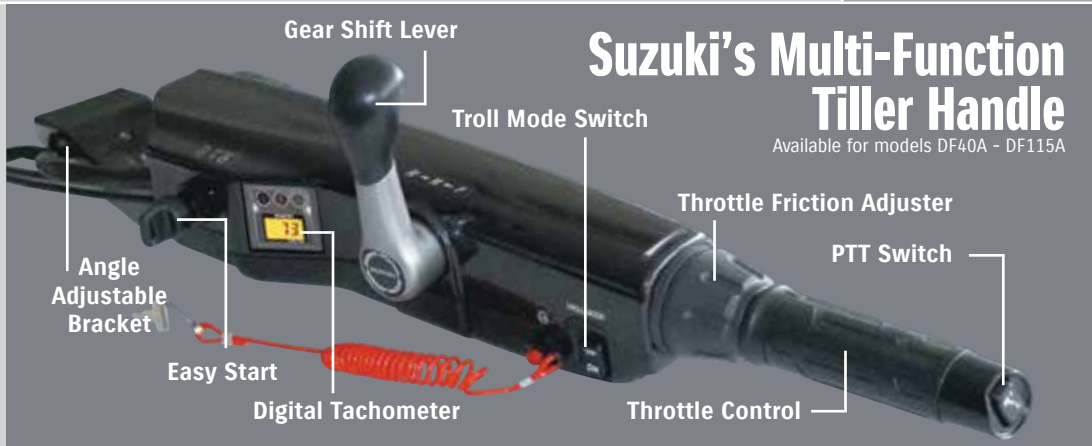


Data used in the graphs was obtained through in-house testing under uniform conditions. Results will vary depending upon operating conditions (boat design, size, weight (load), weather, etc.)



Suzuki Troll Mode System

The Suzuki Troll Mode System gives boaters very fine control over engine speed at low revs on these DF40A/50A/60A/70A/80A/90A models. The revs can be adjusted in 50rpm intervals. The Suzuki Troll Mode System is easy to use and comes complete with a specific tachometer and independent control switch. It can be used with new 'dual scale' analogue gauges.



Suzuki's Multi-Function Tiller Handle

Available for models DF40A - DF115A

Compliance

All Suzuki marine engines and genuine parts imported and distributed by Haines Suzuki Marine and Suzuki Marine NZ for the Australian and New Zealand markets, comply with all of the import, emissions and communications regulations required by those countries regulators. Please be aware that engines and or parts imported through alternative channels may not meet these regulations, may void your insurance cover and are not supported by local warranties.

Specifications

MODEL		DF40A	DF50A	DF60A	DF60AV	DF70A	DF80A	DF90A
Maximum output kW (PS)	L	29.4	36.8	44.1	44.1	51.5	58.8	66.2
To suit transom height mm (inch)	L X	508 mm (20") -	508 mm (20") -	508 mm (20") 635 mm (25")	508 mm (20") 635 mm (25")	508 mm (20") 635 mm (25")	508 mm (20") 635 mm (25")	508 mm (20") 635 mm (25")
Dry weight kg	L X	104.0 -	104.0 -	104.0 107.0	114.0 117.0	155.0 158.0	155.0 158.0	155.0 158.0
Engine type		DOHC 12-valve	DOHC 12-valve	DOHC 12-valve	DOHC 12-valve	DOHC 16-valve	DOHC 16-valve	DOHC 16-valve
Cylinders		In-line 3	In-line 3	In-line 3	In-line 3	In-line 4	In-line 4	In-line 4
Fuel delivery system		Elec Fuel Injection	Elec Fuel Injection	Elec Fuel Injection	Elec Fuel Injection	Elec Fuel Injection	Elec Fuel Injection	Elec Fuel Injection
Displacement cm3 (cu. in.)		941 (57.4)	941 (57.4)	941 (57.4)	941 (57.4)	1502 (91.7)	1502 (91.7)	1502 (91.7)
Bore & stroke mm (in.)		72.5 x 76 (2.85 x 2.99)	72.5 x 76 (2.85 x 2.99)	72.5 x 76 (2.85 x 2.99)	72.5 x 76 (2.85 x 2.99)	75 x 85 (3.0 x 3.3)	75 x 85 (3.0 x 3.3)	75 x 85 (3.0 x 3.3)
Operating range rpm		5000 - 6000	5300 - 6300	5300 - 6300	5300 - 6300	5000 - 6000	5000 - 6000	5300 - 6300
Starting system		Easy start	Easy start	Easy start	Easy start	Easy start	Easy start	Easy start
Oil pan capacity lit.		2.7	2.7	2.7	2.7	4.0	4.0	4.0
Ignition system		Fully-transistorised	Fully-transistorised	Fully-transistorised	Fully-transistorised	Fully-transistorised	Fully-transistorised	Fully-transistorised
Alternator		12V 19A	12V 19A	12V 19A	12V 19A	12V 27A	12V 27A	12V 27A
Mounting		Shear mount	Shear mount	Shear mount	Shear mount	Shear mount	Shear mount	Shear mount
Trim method		Power Trim and Tilt	Power Trim and Tilt	Power Trim and Tilt	Power Trim and Tilt	Power Trim and Tilt	Power Trim and Tilt	Power Trim and Tilt
Gear ratio		2.27:1	2.27:1	2.27:1	2.42:1	2.59:1	2.59:1	2.59:1
Gear shift		F-N-R	F-N-R	F-N-R	F-N-R	F-N-R	F-N-R	F-N-R
Exhaust		Through Prop Hub	Through Prop Hub	Through Prop Hub	Through Prop Hub	Through Prop Hub	Through Prop Hub	Through Prop Hub
Drive protection		Rubber hub	Rubber hub	Rubber hub	Rubber hub	Exhaust Rubber hub	Exhaust Rubber hub	Exhaust Rubber hub
Propeller selection (pitch)		9" - 17"	9" - 17"	9" - 17"	15" - 23"	13" - 25"	13" - 25"	13" - 25"
Steering		Remote/Tiller	Remote/Tiller	Remote/Tiller	Remote/Tiller	Remote/Tiller	Remote/Tiller	Remote/Tiller

Features

STD ●
OPTIONAL ○

MODEL	DF40A	DF50A	DF60A	DF60AV	DF70A	DF80A	DF90A
TWO-STAGE GEAR REDUCTION SYSTEM					●	●	●
OFFSET DRIVESHAFT					●	●	●
DIRECT IGNITION	●	●	●	●	●	●	●
SUZUKI LEAN BURN CONTROL SYSTEM	●	●	●	●	●	●	●
SUZUKI EASY START SYSTEM	●	●	●	●	●	●	●
OVER-REV. LIMITER	●	●	●	●	●	●	●
LOW OIL PRESSURE CAUTION	●	●	●	●	●	●	●
FULLY TRANSISTORISED IGNITION	●	●	●	●	●	●	●
OIL BATHED TIMING CHAIN	●	●	●	●	●	●	●
FRESH WATER FLUSHING SYSTEM	●	●	●	●	●	●	●
REMOTE CONTROL	●	●	●	●	●	●	●
SUZUKI'S MULTI-FUNCTION TILLER HANDLE WITH TROLL MODE	○	○	○	○	○	○	○
SUZUKI TROLL MODE SYSTEM	○	○	○	○	○	○	○
POWER TRIM AND TILT	●	●	●	●	●	●	●
HYDRODYNAMIC GEAR CASE	●	●	●	●	●	●	●
TILT LIMIT SYSTEM			●	●	●	●	●
DUAL WATER INTAKES	●	●	●	●	●	●	●
SUZUKI ANTI-CORROSION SYSTEM	●	●	●	●	●	●	●
HIGH ENERGY ROTATION				●			

Suzuki Genuine Rigging Parts and Accessories

Whether you're looking for optional parts to enhance your boating experience or spare parts for maintenance, we offer a wide selection of parts and accessories designed to complement your Suzuki outboard motor.



Standard Side-Mount Control Box



SUZUKI
MARINE OILS



Keep it real
SUZUKI MARINE GENUINE SPARE PARTS

Control Systems

Concealed Side-Mount Control Box

Binnacle

Dual Binnacle



Engine Covers

Full Combo as well as Splash Covers Available
Made in Australia



Analogue Gauges



Tachometer



Speedometer



Tachometer



Speedometer



Fuel Gauge



Trim Gauge



Volt Meter



Fuel Gauge



Trim Gauge



Volt Meter



Three Blade Stainless-Steel Props Available

Digital Gauges

DISCLAIMER: The Haines Group Pty Ltd reserves the right to modify the information contained in this brochure at any time without notice and, subject only to any statutory obligations, provides the information in this brochure "as is" without warranty of any kind. While The Haines Group Pty Ltd makes all reasonable efforts to ensure that all material in this brochure is correct, it may contain technical or typographical errors, and therefore The Haines Group Pty Ltd does not assume any responsibility for the accuracy or authenticity of any information contained in this brochure.

GPS 751

Garmin Multi-Function GPS Digital System



GMI 20

Garmin Multi-Function Digital Gauge

